


Item	PT-29 XXL200
------	---------------------

Description	Size:	L 78	x	W 36	x	H 29 1/4	inch
		L 198,12	x	W 91,44	x	H 74,30	cm
<p>Folding table with powder-coated steel structure and high density polyethylene table top. Light grey.</p> <p>Cross bar: 1" x 1.5 mm // 25.4 x 1.5 mm</p> <p>Central connection tube: \varnothing18 x 1,4 mm</p> <p>Table Support Tube: 15x35x1.5 mm</p> <p>Leg Connection Tube: 10x24.4x1.0 mm</p> <p>Square Frame: 15x35x1.5 mm</p> <p>HDPE Table Top: 45 mm (TH)</p>							


Package	Carton size:	L 79	x	W 36 7/8	x	H 2 1/2	inch	Vol. (m ³)	0,1193
		L 200,66	x	W 93,66	x	H 6,35	cm		
Pcs/ctn	1 pcs/ctn							EAN	8437009886052
Net weight	19,5 Kg						42,90 lb	40'CY	516 und.
Gross weight	23 Kg						50,60 lb	40'HQ	576 und.

Remarks:


Recomended maximum weight: 350 Kg. - 772 lb




Sliding ring to lock the legs in position when in use. Easy and secure.




Capacity: 6 persons.
Area per person: 69 cm / 27"




Individual polypropylene clip to hold the leg in position when folded. Solid and durable fastening device.



Continuous digitally welded joints. Precise and indestructible.





Longitudinal table joining system.

Powder-coated steel.
Shock-proof and damp-proof.

