













Form Shape	Dimension in cm Dimension in cm	Dimension in inch Dimension in inches	Kantenprofil in mm Edge profile in mm	Formatnummer Dimension number	Palettenabmessungen in cm l x b x h Pallet dimensions in cm l x w x h	ø Gewicht je Platte in kg ø weight per tabletop in kg	Bruttogewicht in kg Gross weight in kg	Stk. pro Palette Pieces per pallet	ø Gewicht einer Palette in kg ø weight of a pallet in kg
	ø 70	ø 28		5831	142 x 72 x 110	5	~ 5,2	120	624
	ø 80	ø 32		5829	82 x 82 x 175	6,6	~ 6,9	100	690
	70 x 70	28 x 28		5815	142 x 72 x 110	6,4	~ 6,7	120	804
	80 x 80	32 x 32		5817	92 x 82 x 175	8,4	~ 8,8	100	880
	120 x 80	48 x 32		5820	122 x 82 x 110	12,5	~ 12,9	60	774
	160 x 90	64 x 36		5807	162 x 92 x 110	19,5	~ 20,0	60	1200



Grafik in Originalgröße | Figure in original size

Ø 70



Ø 80



70/70



120/80



80/80



160/90

